

ISSN 2224-526X

ҚАЗАҚСТАН РЕСПУБЛИКАСЫ  
ҰЛТТЫҚ ҒЫЛЫМ АКАДЕМИЯСЫНЫҢ  
Қазақ ұлттық аграрлық университеті

# Х А Б А Р Л А Р Ы

## ИЗВЕСТИЯ

НАЦИОНАЛЬНОЙ АКАДЕМИИ НАУК  
РЕСПУБЛИКИ КАЗАХСТАН  
Қазақстан Республикасының  
Ұлттық ғылым академиясының  
Қазақ ұлттық аграрлық университеті

## IZVESTIÂ

NATIONAL'NOJ AKADEMII NAUK  
RESPUBLIKI KAZAHSTAN  
Kazakh national  
agrarian university

SERIÂ AGRARNYH NAUK

3 (51)

MAY – JUNE 2019

PUBLISHED SINCE JANUARY 2011

PUBLISHED 6 TIMES A YEAR

ALMATY, NAS RK

Б а с р е д а к т о р

**Есполов Т.И.,**

э.ғ.д, профессор,

ҚР ҰҒА академигі және вице-президенті

Р е д а к ц и я а л қ а с ы:

**Байзақов С.Б.,** э.ғ.д, проф., ҚР ҰҒА академигі (бас редактордың орынбасары); **Тиреуов К.М.,** э.ғ.д, проф., ҚР ҰҒА академигі (бас редактордың орынбасары); **Елешев Р.Е.,** т.ғ.д., проф., ҚР ҰҒА академигі; **Рау А.Г.,** т.ғ.д., проф., ҚР ҰҒА академигі; **Иванов Н.П.,** в.ғ.д, проф., ҚР ҰҒА академигі; **Кешуов С.А.,** т.ғ.д., проф., ҚР ҰҒА академигі; **Мелдебеков А.,** а.ш.ғ.д., проф., ҚР ҰҒА академигі; **Чоманов У.Ч.,** т.ғ.д., проф., ҚР ҰҒА академигі; **Елюбаев С.З.,** а.ш.ғ.д., проф., ҚР ҰҒА академигі; **Садықұлов Т.,** а.ш.ғ.д., проф., академигі; **Баймұқанов Д.А.,** а.ш.ғ.д., проф., ҚР ҰҒА корр-мүшесі; **Сансызбай А.Р.,** а.ш.ғ.д., проф., ҚР ҰҒА корр-мүшесі; **Умбетаев И.,** а.ш.ғ.д., проф., ҚР ҰҒА академигі; **Оспанов С.Р.,** а.ш.ғ.д., проф., ҚР ҰҒА құрметті мүшесі; **Олейченко С.И.,** а.ш.ғ.д., проф.; **Кененбаев С.Б.,** а.ш.ғ.д., проф., ҚР ҰҒА корр-мүшесі; **Омбаев А.М.,** а.ш.ғ.д., проф. ҚР ҰҒА корр-мүшесі; **Молдашев А.Б.,** э.ғ.д., проф., ҚР ҰҒА құрметті мүшесі; **Сагитов А.О.,** б.ғ.д., ҚР ҰҒА академигі; **Сапаров А.С.,** а.ш.ғ.д., проф., ҚР АШҒА академигі; **Балгабаев Н.Н.,** а.ш.ғ.д., проф.; **Умирзаков С.И.,** т.ғ.д, проф.; **Султанов А.А.,** в.ғ.д., проф., ҚР АШҒА академигі; **Алимкулов Ж.С.,** т.ғ.д., проф., ҚР АШҒА академигі; **Сарсембаева Н.Б.,** в.ғ.д., проф.

Р е д а к ц и я к е ñ е с і:

**Fasler-Kan Elizaveta,** Dr., University of Basel Switzerland; **Koolmees Petrus Adrianus,** Prof. Dr., Utrecht University, The Netherlands; **Babadoost-Kondri Mohammad,** Prof., University of Illinois, USA; **Yus Aniza Binti Yusof,** Dr., University Putra, Malaysia; **Hesseln Hayley Fawn,** As. Prof., University of Saskatchewan, Canada; **Alex Morgounov,** Pr., International Maize and Wheat Improvement Center Turkey; **Андреш С.,** Молдова Республикасы ҰҒА академигі; **Гаврилюк Н.Н.,** Украина ҰҒА академигі; **Герасимович Л.С.,** Беларусь Республикасының ҰҒА академигі; **Мамедов Г.,** Азербайжан Республикасының ҰҒА академигі; **Шейко И.П.,** Беларусь Республикасының ҰҒА академигі; **Жалнин Э.В.,** т.ғ.д., проф., Ресей; **Боинчан Б.,** а.ш.ғ.д, проф., Молдова Республикасы; **Юлдашбаев Ю.А.,** а.ш.ғ.д, проф., РФА корр-мүшесі, Ресей.

Главный редактор

**Есполов Т.И.,**

доктор эконом. наук, проф.,  
вице-президент и академик НАН РК

Редакционная коллегия:

**Байзаков С.Б.**, доктор эконом. наук, проф., академик НАН РК (заместитель главного редактора); **Тиреуов К.М.**, доктор эконом. наук, проф., академик НАН РК (заместитель главного редактора); **Елешев Р.Е.**, доктор техн. наук, проф., академик НАН РК; **Рау А.Г.**, доктор техн. наук, проф., академик НАН РК; **Иванов Н.П.**, доктор ветеринар. наук, проф., академик НАН РК; **Кешуов С.А.**, доктор техн. наук, проф., академик НАН РК; **Мелдебеков А.**, доктор сельхоз. наук, проф., академик НАН РК; **Чоманов У.Ч.**, доктор техн. наук, проф., академик НАН РК; **Елюбаев С.З.**, доктор сельхоз. наук, проф., академик НАН РК; **Садыкулов Т.**, доктор сельхоз. наук, проф., академик НАН РК; **Баймуқанов Д.А.**, доктор сельхоз. наук, проф., член-корр. НАН РК; **Сансызбай А.Р.**, доктор сельхоз. наук, проф., член-корр. НАН РК; **Умбетаев И.**, доктор сельхоз. наук, проф., академик НАН РК; **Оспанов С.Р.**, доктор сельхоз. наук, проф., Почетный член НАН РК; **Олейченко С.И.**, доктор сельхоз. наук, проф.; **Кененбаев С.Б.**, доктор сельхоз. наук, проф., член-корр. НАН РК; **Омбаев А.М.**, доктор сельхоз. наук, проф. член-корр. НАН РК.; **Молдашев А.Б.**, доктор эконом. наук, проф., Почетный член НАН РК; **Сагитов А.О.**, доктор биол. наук, академик НАН РК; **Сапаров А.С.**, доктор сельхоз. наук, проф., академик АСХН РК; **Балгабаев Н.Н.**, доктор сельхоз. наук, проф.; **Умирзаков С.И.**, доктор техн. наук, проф.; **Султанов А.А.**, доктор ветеринар. наук, проф., академик АСХН РК; **Алимкулов Ж.С.**, доктор техн. наук, проф., академик АСХН РК; **Сарсембаева Н.Б.**, доктор ветеринар. наук, проф.

Редакционный совет:

**Fasler-Kan Elizaveta**, Dr., University of asel Switzeland; **Koolmees Petrus Adrianus**, Prof. Dr., Utrecht University, The Netherlands; **Babadoost-Kondri Mohammad**, Prof., University of Illinois, USA; **Yus Aniza Binti Yusof**, Dr., University Putra, Malaysia; **Hesseln Hayley Fawn**, As.Prof., University of Saskatchewan, Canada; **Alex Morgounov**, Pr., International Maize and Wheat Improvement Center Turkey; **Андреш С.**, академик НАН Республики Молдова; **Гаврилюк Н.Н.**, академик НАН Украины; **Герасимович Л.С.**, академик НАН Республики Беларусь; **Мамедов Г.**, академик НАН Республики Азербайджан; **Шейко И.П.**, академик НАН Республики Беларусь; **Жалнин Э.В.**, доктор техн. наук, проф., Россия; **Боинчан Б.**, доктор сельхоз. наук, проф., Республика Молдова; **Юлдашбаев Ю.А.**, доктор сельхоз. наук, проф., член-корр. РАН, Россия.

**Известия Национальной академии наук Республики Казахстан. Серия аграрных наук.**

**ISSN 2224-526X**

Собственник: ООО «Национальная академия наук Республики Казахстан» (г. Алматы)

Свидетельство о постановке на учет периодического печатного издания в Комитете информации и архивов Министерства культуры и информации Республики Казахстан № 10895-Ж, выданное 30.04.2010 г.

Периодичность 6 раз в год

Тираж: 300 экземпляров

Адрес редакции: 050010, г. Алматы, ул. Шевченко, 28, ком. 219-220, тел. 272-13-19, 272-13-18

<http://agricultural.kz/index.php/en/>

---

© Национальная академия наук Республики Казахстан, 2019

Адрес типографии: ИП «Аруна», г. Алматы, ул. Муратбаева, 75

Chief Editor

**Espolov T.I.,**

Dr. economy. Sciences, prof.,  
Vice President and academician of the NAS RK

Editorial Board:

**Baizakov S.B.**, Dr. of economy sciences, prof., academician of NAS RK (deputy editor); **Tireuov K.M.**, Doctor of Economy Sciences., prof., academician of NAS RK (deputy editor); **Eleshev R.E.**, Dr. Of agricultural sciences, prof., academician of NAS RK; **Rau A.G.**, Dr. sciences, prof., academician of NAS RK; **Ivanov N.P.**, Dr. of veterinary sciences, prof., academician of NAS RK; **Keshuov S.A.**, Dr. sciences, prof., academician of NAS RK; **Meldebekov A.**, doctor of agricultural sciences, prof., academician of NAS RK; **Chomanov U.Ch.**, Dr. sciences, prof., academician of NAS RK; **Yelyubayev S.Z.**, Dr. of agricultural sciences, prof., academician of NAS RK; **Sadykulov T.**, Dr. Farm. Sciences, prof., academician of NAS RK; **Baimukanov D.A.**, doctor of agricultural sciences, prof., corresponding member NAS RK; **Sansyzbai A.R.**, doctor of agricultural sciences, prof., corresponding member NAS RK; **Umbetaev I.**, Dr. Farm. Sciences, prof., academician of NAS RK; **Ospanov S.R.**, Dr. agricultural sciences, prof., Honorary Member of NAS RK; **Oleychenko S.N.**, Dr. Of agricultural sciences, prof.; **Kenenbayev S.B.**, Dr. Agricultural sciences, prof., corresponding member NAS RK; **Ombayev A.M.**, Dr. Agricultural sciences, Prof. corresponding member NAS RK; **Moldashev A.B.**, Doctor of Economy sciences, prof., Honorary Member of NAS RK; **Sagitov A.O.**, Dr. biol. sciences, academician of NAS RK; **Saparov A.S.**, Doctor of agricultural sciences, prof., academician of NAS RK; **Balgabaev N.N.**, the doctor agricultural sciences, Prof.; **Umirzakov S.I.**, Dr. Sci. Sciences, Prof.; **Sultanov A.A.**, Dr. of veterinary sciences, prof., academician of the Academy of Agricultural Sciences of Kazakhstan; **Alimkulov J.C.**, Dr. of tekhncial sciences, prof., academician of the Academy of Agricultural sciences of Kazakhstan; **Sarsembayeva N.B.**, Dr. veterinary sciences, prof.

Editorial Board:

**Fasler-Kan Elizaveta**, Dr., University of Basel Switzzeland; **Koolmees Petrus Adrianus**, Prof. Dr., Utrecht University, The Netherlands; **Babadoost-Kondri Mohammad**, Prof., University of Illinois, USA; **Yus Aniza Binti Yusof**, Dr., University Putra, Malaysia; **Hesseln Hayley Fawn**, As. Prof., University of Saskatchewan, Canada; **Alex Morgounov**, candidate of agricultural sciences, International Maize and Wheat Improvement Center Turkey; **Andresh S.**, academician of NAS of Moldova; **Gavriluk N.N.**, academician of NAS of Ukraine; **Gerasimovich L.S.**, academician of NAS of Belorassia; **Mamadov G.**, academician of NAS of Azerbaijan; **Sheiko I.P.**, academician of NAS of Belorassia; **Zhalnin E.V.**, Dr. of technical sciences, professor, Russia, **Boinchan B.**, doctor of agricultural sciences, prof., Moldova; **Yuldashbayev Y.A.**, doctor of agricultural sciences, prof., corresponding member of RAS, Russia.

**News of the National Academy of Sciences of the Republic of Kazakhstan. Series of Agrarian Sciences.**

**ISSN 2224-526X**

Owner: RPA "National Academy of Sciences of the Republic of Kazakhstan" (Almaty)

The certificate of registration of a periodic printed publication in the Committee of Information and Archives of the Ministry of Culture and Information of the Republic of Kazakhstan N 10895-Ж, issued 30.04.2010

Periodicity: 6 times a year

Circulation: 300 copies

Editorial address: 28, Shevchenko str., of.219-220, Almaty, 050010, tel. 272-13-19, 272-13-18,

<http://nauka-nanrk.kz/agricultural.kz>

---

© National Academy of Sciences of the Republic of Kazakhstan, 2019

Address of printing house: ST "Aruna", 75, Muratbayev str, Almaty

NEWS

OF THE NATIONAL ACADEMY OF SCIENCES OF THE REPUBLIC OF KAZAKHSTAN

SERIES OF AGRICULTURAL SCIENCES

ISSN 2224-526X

Volume 3, Number 51 (2019), 80 – 88

<https://doi.org/10.32014/2019.2224-526X.40>

UDC 638.132.2: 631.531.011.2/5

**M. M. Bekezhanova, N. Zh. Sultanova, A. A. Dzhaymurzina, I. I. Temreshev,  
G. E. Kozhabaeva, O. Zhumakhanuly, A. M. Tursynkulov, A. O. Sagitov**

LLP "Zh. Zhiembayev Kazakh SRI of Plant Protection and Quarantine named",  
Ministry of Agriculture of the Republic of Kazakhstan, Almaty, Kazakhstan.  
madina.bekezhanova.80@mail.ru, nadira.sultanova@mail.ru, alia-45@mail.ru, temreshev76@mail.ru,  
luch78@mail.ru, askhat\_t-26@mail.ru, a\_sagitov@mail.ru

**THE ANALYSIS OF QUALITY OF SEEDS OF PLANT-SIDERATE  
LACY PHACELIA (*PHACELIA TANACETIFOLIA* BENTH., 1834)  
«BAYSERKE-AGRO» LLP WITH THE HELP OF PHYTOEXPERTISE**

**Abstract.** With the results of phytoexamination of seeds of the plant-siderite lacy phacelia *Phacelia tanacetifolia* Benth., 1834, their sowing qualities have been established. Germination energy during the experiments in a humid chamber averaged 68.0 %, laboratory viability comprised on average 72.2 %, the percentage of diseased seeds was 27,0 %. When conducting the experiments on moistened sand, these indicators were slightly lower: germination energy was 39.0 %, laboratory viability decreased to the level of 50.75 %, the number of diseased seeds amounted to 14.5 %. The identified fungal microflora was represented by species from the genera *Mucor*, *Penicillium*, *Alternaria* and *Fusarium*, bacterial microflora was represented by representatives of the genera *Pseudomonas* and *Erwinia*. The revealed microflora creates an infectious background for molding seeds, damaging plants with root rot, *Fusarium*, *Alternaria* and bacteriosis during the growing season, and also worsens the sowing quality of seeds, reduces the germination of plants and, thereby, significantly reduces the productivity of plants. Based on the results of the phytoexamination carried out against the complex of fungal and bacterial infections, a protective-stimulating composition was selected and the recommendation was given to the workers of the production sector of «Baysyerke-Agro» LLP (Almaty region) on the improvement of the lacy phacelia seeds with the PMTD t.me in conjunction with a stimulant, the biological stimulant Extrasol, based on the bacterium *Bacillus subtilis*.

**Key words:** Phytoexpertise, seeds, siderat, lacy phacelia, *Phacelia tanacetifolia*, «Baysyerke-Agro» LLP, Almaty region, Kazakhstan.

**Introduction.** The currently existing technological maps for the cultivation of fodder crops do not take into account biological and ecological plant protection products from pests and diseases. Such studies are now actively conducted and implemented in all advanced and developed countries of the world, and their implementation is fully consistent with the tasks of transfer and adaptation of technologies and improving the environmental friendliness of agricultural products set by the President of the Republic of Kazakhstan N.A. Nazarbayev in his annual message to the people in 2018.

According to these tasks, on the acreage of «Baysyerke Agro» LLP in Almaty oblast, scientific research is being actively carried out as a part of the project of the Ministry of Agriculture of the Republic of Kazakhstan BR 06249249. «Development of an integrated system to increase productivity and improve the breeding qualities of farm animals, on the example of «Baysyerke Agro» LLP» under the subproject 2. «Improving the technology of cultivation and harvesting of forage crops». In order to improve the agro-technology of the cultivation of fodder crops, it is proposed to use the subseed plant - siderat lacy phacelia to them (*Phacelia tanacetifolia* Benth., 1834), belonging to the borage- or forget-me-not family (Boraginaceae) (according to another botanical system, to the Hydrophyllaceae family of the order Boraginales). It is an insect plant. Inflorescence is spike-shaped curl. Flowers are small, pinkish-blue. Perianth are rigidly pubescent. The fruit is a multi-seeded box. Seeds are oval. The mass of 1000 seeds is 1,7-1,8 g.

This green manure is of great interest for several advantages. It unpretentious, it is grown in a variety of conditions, on poor sandy and stony soils. Lacy phacelia enriches the soil with nitrogen and potassium, besides being a good soil disintegrant, improves its aeration, retains moisture and prevents wind erosion. It is rich in phytoncides. When released into the soil, these components have a disinfecting effect and provide prevention of fungal diseases. If this plant is used as a siderate, it will retain moisture inside the soil, while at the same time protecting the roots from rotting and inhibiting the reproduction of pathogenic nematodes and weeds. Lacy phacelia has a deterring effect on some pests (aphids, leafworm, locusts). As a good honey plant, it serves as a powerful attracting factor for entomophages and pollinators, and makes it possible to more effectively use their useful properties in the fields of forage crops [1, 2]. Another advantage of lacy phacelia is that it is not related to any of the studied feed crops (soybean, alfalfa, barley, wheat), and has no pests and diseases in common with them. The green mass of this siderat is used fresh and for ensiling, but it is better mixed with other plants, mainly legumes. The fodder mixture with *Phacelia tanacetifolia* can be used to feed cows, sheep, goats, rabbits, pigs, poultry. Green mass of 8-15 t/ha yield. Mowing the feed must be completed before flowering begins. With the beginning of flowering plants, the feed value of the green mass is greatly reduced. By this time, the dry matter content in the green mass reaches 20 %, its accumulation stops. Because of the beneficial properties of lacy phacelia, intensive research is being conducted worldwide [3-8].

Lacy phacelia, like other cultures are affected by various diseases, many of which are transmitted through seeds. At the same time, pathogenic microflora in the seeds causes their molding, decay, reduces germination energy and germination, and also serves as a source of diseases during the growing season. Sick plants, in turn, are more damaged by pests, for example, true bags, which are abundant on the crops of fodder crops of «Baysyerke Agro» LLP [9-11]. Considering that the use of *Phacelia tanacetifolia* seeds is of great importance for their quality, prior phytoexamination is necessary. It will allow the correct selection of a disinfectant against the complex of pathogenic and saprophytic microflora [12].

For phytoexamination and health improvement of seeds, certain studies were conducted by employees of the Kazakh Research Institute of Plant Protection and Quarantine [13-20]. However, for some cultures against the complex of fungal and bacterial infections, protective-stimulating compositions have not been developed.

A phytoexamination of seeds of forage crops (wheat, barley, alfalfa and soybeans), which we carried out earlier in the framework of the same project, showed a high population of pathogenic microflora, which creates a dangerous infectious background for the manifestation of diseases - root rot, *Fusarium*, *Alternaria* and bacterioses, as well as mold and seed rotting. According to the degree of seed contamination, selection of highly effective fungicides with a wide range of fungicidal and bactericidal properties is required. As a result of the studies, a wide range of treaters, biological products, growth regulators, insecticides, and insecticides have been tested, a number of compositional compositions have been developed for wheat and barley. Research continues to develop compositional compositions for alfalfa and soybean [13-20]. Since the seeding of siderate of *Phacelia tanacetifolia* was planned as a part of the research and production research carried out during the project, it was necessary to carry out a phytoexamination of its seeds before sowing and recommend measures for their recovery. This is due to the relevance of the research.

**Material and methods.** Seeds of *Phacelia tanacetifolia* were purchased by «Baysyerke Agro» LLP as a part of the project of the Ministry of Agriculture of the Republic of Kazakhstan BR 06249249 «Development of an integrated system for increasing productivity and improving the pedigree qualities of farm animals, using the example of «Baysyerke Agro» LLP in Almaty through «Green Garden» LLP. Producer is Green Carpet LLC, Moscow, Russian Federation.

During phytoexamination of lacy phacelia seeds, submitted from «Baysyerke-Agro» LLP to the grain crops protection department of the LLP "Zh. Zhiembayev Kazakh SRI of Plant Protection and Quarantine named", their sowing qualities were evaluated (germination energy for 3 days, laboratory germination - for 7 days) according to GOST 10250-80. The sowing qualities of seeds were determined in wet chambers in plastic containers and on a humid sand dish in Petri dishes. From each sample, 100 seeds were taken in the 4th multiple. The number of diseased seeds and seedlings was taken into account. When phytopathological analyzes of seeds, the species composition of fungal and bacterial microflora established. Analyzes carried out on a nutrient medium - potato (CA), in accordance with the methodological guidelines of N.A.

Naumovoy "Analysis of seeds for fungal and bacterial infection" [14]. The determination of fungal and bacterial microflora was carried out according to the morphological features of the colonies of fungi and bacteria, and their pure cultures. The morphological features of the fungi were investigated by microscopic examination through sporulation.

**Research results.** The results of laboratory analyzes of phytoexpertise on assessing the sowing qualities of seeds of *Phacelia tanacetifolia* (germination and laboratory germination), as well as the identification of diseased seeds and seedlings in humid chambers and on humid sand are presented in table 1 and figures 1–8.

Table 1 – Sowing qualities of *Phacelia tanacetifolia* seeds, seedling growth rate and their population by mushroom microflora (humid chamber, humid sand)

Repetition	Germination, %	Laboratory germination, %	Growth intensity of sprouts on the 7th day, %			The number of diseased seeds and seedlings, %
			+	++	+++	
Humid chamber (plastic containers)						
I	64,0	64,0	14,0	71,0	15,0	12,0
II	70,0	74,0	17,0	69,0	14,0	13,0
III	66,0	74,0	21,0	70,0	9,0	18,0
IV	72,0	77,0	14,0	73,0	13,0	27,0
<b>The average</b>	<b>68,0</b>	<b>72,2</b>	<b>16,5</b>	<b>70,7</b>	<b>12,8</b>	<b>17,5</b>
Humid sand (in Petri dishes)						
I	40,0	50,0	–	–	–	15,0
II	39,0	50,0	–	–	–	18,0
III	38,0	57,0	–	–	–	14,0
IV	39,0	46,0	–	–	–	11,0
<b>The average</b>	<b>39,0</b>	<b>50,75</b>	–	–	–	<b>14,5</b>
+ - weak growth; ++ - medium height; +++ - intensive growth.						

The results of phytoexamination of the sowing qualities of seeds of *Phacelia tanacetifolia* showed low germination energy, which averaged 68.0 % and low laboratory germination on average 72.2 %. With another experience of moistened sand, these indicators were slightly lower, germination energy was 39.0 %; laboratory germination comprised 50.75 %.

The results of phytopathological analyzes of seeds of *Phacelia tanacetifolia* on a nutrient medium potato-glucose agar (CAA) revealed the dominant fungal and bacterial microflora. The total seed contamination is 100 %. Fungi from the genera *Alternaria* and *Fusarium* predominate from the fungal microflora, causing *Alternaria*, *Fusarium* and root rot. Saprophytic fungi of the genera *Mucor* and *Penicillium* were found, causing mold growth of seeds (figures 3-5). The results of phytoexamination showed that bacterial microflora prevails in the seeds of the phycameral lacy phacelia (figures 6, 8). Based on the morphological features of the bacterial colonies on the nutrient medium and pathogenic properties, they are assigned to the genera *Pseudomonas* and *Erwinia*.

**Discussion of research results.** The results of phytoexamination showed that the seeds of *Phacelia tanacetifolia* showed low germination energy, low laboratory germination in a humid chamber and humid sand. These rates may lower in the field as well.

The pathogenic seed microflora creates an infectious background for the molding of seeds, it will reduce the germination energy and seed germination, damage of plants with root rot, *Fusarium*, *Alternaria* and bacteriosis.

In order to heal the seeds of *Phacelia tanacetifolia*, it is necessary to treat the seeds with drugs that have fungicidal and bactericidal properties, in combination with a stimulant that activates physiological processes in plants.



Figure 1 – Laboratory germination of seeds *Phacelia tanacetifolia* in a humid chamber




Figure 2 – Affection of seeds of *Phacelia tanacetifolia* by the complex of phytopathogenic fungi





Figure 3 – Damage of seeds of *Phacelia tanacetifolia* by fungi of the genus *Fusarium* spp. and *Alternaria* spp.



Figure 4 – Damage seeds of *Phacelia tanacetifolia* by the fungi of the genus *Mucor* spp.

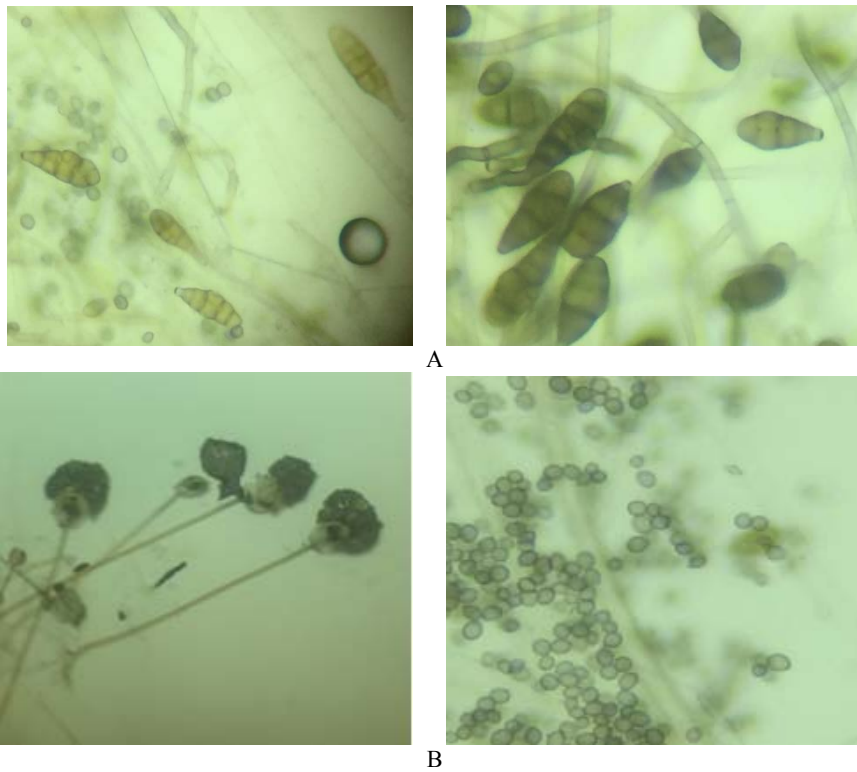


Figure 5 – The dominant fungal microflora isolated from seeds of *Phacelia tanacetifolia*:  
A – *Alternaria* spp. (conidia); B – *Mucor* spp. (sporangium with discharges)



Figure 6 – Damage of seeds of *Phacelia tanacetifolia* by bacteria



Figure 7 – Affection of seeds of *Phacelia tanacetifolia* by the complex of phytopathogenic fungi (on humid sand)

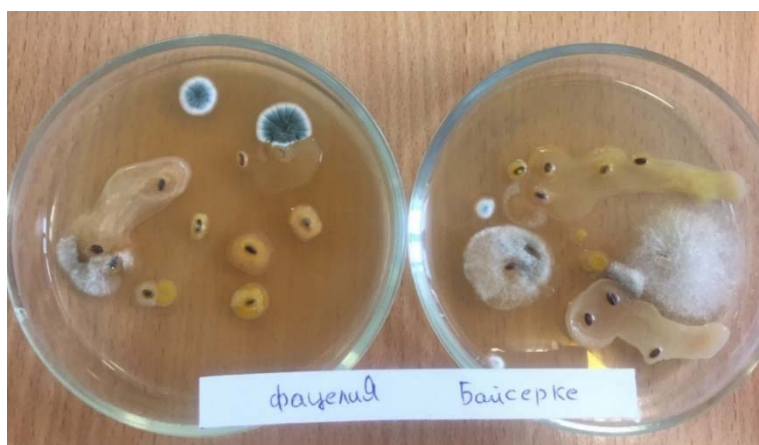


Figure 8 – Damage to the seeds of *Phacelia tanacetifolia* with fungal microflora and bacterial complex

**Findings.** As a result of phytoexamination of the seeds of *Phacelia tanacetifolia*, their low germination energy and low laboratory germination both on the humid chamber and on the humid sand have been established.

In the phytopathological analysis a complex of fungal and bacterial microflora was revealed. The dominant fungal microflora is represented by representatives of the genera *Alternaria*, *Fusarium*, *Mucor* and *Penicillium*; bacteria from the genera *Pseudomonas* and *Erwinia*.

Based on the results of phytoexamination against the complex of the fungal and bacterial infection, a protective-stimulating composition has been selected and the recommendation has been given to the workers of the manufacturing sector of «Baysyerke-Agro» LLP (Almaty region) for the improvement of *Phacelia tanacetifolia* seeds by the PMTD scrubber with bactericidal and fungicidal properties - 8.0 l/t, in combination with a biological stimulator Extrasol on the basis of the bacterium *Bacillus subtilis* – 2.0 l/t.

**Source of research funding.** The work was prepared as part of the project implementation of the Ministry of Agriculture of the Republic of Kazakhstan BR 06249249 «Development of a comprehensive system to increase productivity and improve the breeding qualities of farm animals, using the example of «Baysyerke Agro» LLP» under the subproject 2. «Improving the technology of cultivation and harvesting of forage crops».

М. М. Бекежанова, Н. Ж. Султанова, А. А. Джаймурзина, И. И. Темрешев,  
Г. Е. Кожабасева, О. Жұмаханұлы, А. М. Турсынқұлов, А. О. Сагитов

ҚР АШМ ТОО "Ж. Жиёмбаев атындағы Қазақ өсімдік қорғау және карантин ғылыми зерттеу институты",  
Алматы, Қазақстан

#### ПИЖМАЖАПЫРАҚТЫ ТҮЙМЕШЕТЕН СИДЕРАТЫ ӨСІМДІКТЕРІ ТҰҚЫМДАРЫНЫҢ САПАСЫН БАҒАЛАУ (*PHACELIA TANACETIFOLIA* BENTH., 1834) «БАЙСЕРКЕ-АГРО» ЖШС

**Аннотация.** Пижмажапырақты фацелия *Phacelia tanacetifolia* өсімдік-сидератының тұқымына жүргізілген фитосараптаманың нәтижесінде оның себінділік қасиеттері анықталды. Ылғалды орта тәжірибесінде өсу энергиясы орташа есеппен алғанда 68,0 %, зертханалық өнгіштігі 72,2 %, ауруға шалдыққан тұқымның саны 27,0 %-ға жетті. Ылғалды құм тәжірибесінде бұл көрсеткіштер айтарлықтай төмен болды: тұқымның өсу энергиясы 39,0 %, зертханалық өнгіштігі 50,75 %, ал ауруға шалдыққан тұқымның саны 14,5 %-ды құрады. Бөлінген микрофлорадан саңырауқұлақтардан *Mucor*, *Penicillium*, *Alternaria* және *Fusarium* туыстары, ал бактериялардан *Pseudomonas* және *Erwinia* туыстарына жататын бактериялар бөлінді. Бөлінген микрофлора тұқымның зеңденуіне, өсімдіктердің тамыр шіріктеріне, вегетация кезеңінде фузариоз, альтернариоз және бактериоз ауруларының козуына инфекциялық фон тудырады, сонымен қатар, тұқымның себінділік қасиеттерін нашарлатады, өсімдіктің өнімділігін айтарлықтай төмендетеді. Жүргізілген фитосараптаманың негізінде ауру қоздыратын саңырауқұлақ және бактериялар кешеніне қарсы қорғаныш-ынталандыру құрамы таңдалып алынды және «Байсерке-Агро» ЖШС-нің (Алматы облысы) өндірістік секторының жұмысшыларына пижмажапырақты фацелия тұқымын сауықтыру мақсатында тұқымды ТМТД с.с.к. препаратымен қоса *Bacillus subtilis* бактериясы негізінде жасалған Экстрасол өсу үдеткішін қосып дәрілеу ұсыныстары берілді.

**Түйін сөздер:** Фитосараптама, тұқым, сидерат, пижмажапырақты фацелия, *Phacelia tanacetifolia*, «Байсерке-Агро» ЖШС, Алматы облысы, Қазақстан.

М. М. Бекежанова, Н. Ж. Султанова, А. А. Джаймурзина, И. И. Темрешев,  
Г. Е. Кожабасева, О. Жұмаханұлы, А. М. Турсынқұлов, А. О. Сагитов

ТОО "Казахский научно-исследовательский институт защиты и карантина растений им. Ж. Жиёмбаева"  
МСХ РК, Алматы, Казахстан

#### АНАЛИЗ КАЧЕСТВА СЕМЯН РАСТЕНИЯ-СИДЕРАТА ФАЦЕЛИИ ПИЖМОЛИСТНОЙ (*PHACELIA TANACETIFOLIA* BENTH., 1834) ТОО «БАЙСЕРКЕ-АГРО» С ПОМОЩЬЮ ФИТОЭКСПЕРТИЗЫ

**Аннотация.** По результатам проведенной фитоэкспертизы семян растения-сидерата фацелии пижмолистной *Phacelia tanacetifolia* Benth., 1834 были установлены их посевные качества. Энергия прорастания при экспериментах во влажной камере составила в среднем 68,0 %, лабораторная всхожесть в среднем 72,2 %, процент больных семян - 27,0 %. При экспериментах на увлажнённом песке эти показатели были несколько ниже: энергия прорастания - 39,0 %, лабораторная всхожесть - 50,75 %, количество больных

семян - 14,5 %. Выявленная грибная микрофлора была представлена видами из родов *Mucor*, *Penicillium*, *Alternaria* и *Fusarium*, бактериальная - представителями родов *Pseudomonas* и *Erwinia*. Выявленная микрофлора создает инфекционный фон для плесневения семян, поражения растений корневыми гнилями, фузариозами, альтернариозами и бактериозами в период вегетации, а также ухудшает посевные качества семян, снижает энергию прорастания растений и, тем самым, существенно снизит продуктивность растений. На основании результатов проведенной фитоэкспертизы против комплекса грибной и бактериальной инфекции подобран защитно-стимулирующий состав и дана рекомендация работникам производственного сектора ТОО «Байсерке-Агро» (Алматинская область) по оздоровлению семян фацелии пижмолистной протравителем ТМТД в.с.к., совместно со стимулятором – биологическим препаратом Экстрасол на основе бактерии *Bacillus subtilis*.

**Ключевые слова:** фитоэкспертиза, семена, сидерат, фацелия пижмолистная, *Phacelia tanacetifolia*, ТОО «Байсерке-Агро», Алматинская область, Казахстан.

#### Information about authors:

Bekezhanova M. M., LLP "Zh. Zhiembayev Kazakh SRI of Plant Protection and Quarantine named", Ministry of Agriculture of the Republic of Kazakhstan, Almaty, Kazakhstan; madina.bekezhanova.80@mail.ru; <https://orcid.org/0000-0001-6480-4030>

Sultanova N. Zh., LLP "Zh. Zhiembayev Kazakh SRI of Plant Protection and Quarantine named", Ministry of Agriculture of the Republic of Kazakhstan, Almaty, Kazakhstan; nadira.sultanova@mail.ru; <https://orcid.org/0000-0002-9538-3512>

Dzhaymurzina A. A., LLP "Zh. Zhiembayev Kazakh SRI of Plant Protection and Quarantine named", Ministry of Agriculture of the Republic of Kazakhstan, Almaty, Kazakhstan; alia-45@mail.ru; <https://orcid.org/0000-0001-6402-7403>

Temreshev I. I., LLP "Zh. Zhiembayev Kazakh SRI of Plant Protection and Quarantine named", Ministry of Agriculture of the Republic of Kazakhstan, Almaty, Kazakhstan; temreshev76@mail.ru; <https://orcid.org/0000-0003-0004-4399>

Kozhabaeva G. E., LLP "Zh. Zhiembayev Kazakh SRI of Plant Protection and Quarantine named", Ministry of Agriculture of the Republic of Kazakhstan, Almaty, Kazakhstan; luch78@mail.ru; <https://orcid.org/0000-0002-1323-5111>

Zhumakhanuly O., LLP "Zh. Zhiembayev Kazakh SRI of Plant Protection and Quarantine named", Ministry of Agriculture of the Republic of Kazakhstan, Almaty, Kazakhstan; <https://orcid.org/0000-0002-8788-9580>

Tursynkulov A. M., LLP "Zh. Zhiembayev Kazakh SRI of Plant Protection and Quarantine named", Ministry of Agriculture of the Republic of Kazakhstan, Almaty, Kazakhstan; askhat\_t-26@mail.ru; <https://orcid.org/0000-0003-1108-8506>

Sagitov A. O., LLP "Zh. Zhiembayev Kazakh SRI of Plant Protection and Quarantine named", Ministry of Agriculture of the Republic of Kazakhstan, Almaty, Kazakhstan; a\_sagitov@mail. Ru; <https://orcid.org/0000-0002-5137-979X>

#### REFERENCES

[1] Bokina I.G. (2017). Agroecological regulation of the number of useful and harmful fauna // XV Congress of the Russian Entomological Society, July 31-August 17, 2017. Novosibirsk. P. 80-81 (in Rus.).

[2] Vition P.G. (2016). The experience of attracting entomophages and pollinating insects with aromatic and honey plants // Eurasian Entomological Journal. 15. 1. P. 89-94 (in Rus.).

[3] Popović V., Sikora V., Vučković S., Mihailović V., Živanović Lj., Ikanović J.A., Merkulov- Popadić L. (2016). Visoko nektarnabiljka – *Phacelia tanacetifolia* Benth. Biltenradova. 5. Naučno-stručniskup. Tehnološkeinovacije – Generator privrednograzvoja. 11/11/2016. Banja Luka, BiH. Izdavač. Savez Inovatora Republike Srpskei Privredna Komora R. Srpske. P. 12-14 (in Eng.).

[4] Handlirova M., Lukas V., Smutny V. (2017). Yield and soil coverage of catch crops and their impact on the yield of spring barley // Yield and Plant Soil Environ. 63: 5. P. 195-200. doi: 10.17221 / 801/2016-PSE (in Eng.).

[5] Hickman J.M., Wratten S.D. (1996). The use of phacelia tanacetifolia to improve the biological activity of aphids and the larvae in cereal feeds // Journal of Economic Entomology. 89: 832-840 (in Eng.).

[6] Layberit E., Wratten S., Hemptinne J. (2012). It is beneficial to have a healthy insectary plant species to adult hoverfly (Diptera: Syrphidae) fitness // Journal Biological Control. 61: 1-6. <https://doi.org/10.1016/j.biocontrol.2011/12.010> (in Eng.).

[7] Williams I.H., Christian D.G. (1991). Observations on *Phacelia tanacetifolia* Benth (Hydrophyllaceae) as a food plant for honeybees and bumble bees // Journal Apiculture Research. 30: 3-12 (in Eng.).

[8] Wroblewska A. (2010). Flowering dynamics of *Phacelia tanacetifolia* nectar secretion. A. Gray // ActaAgrobotanica. 63 (1): 29-35. <https://doi.org/10.5586/aa.2010.004> (in Eng.).

9] Esenbekova P.A., Temreshev I.I., Kenzhegaliev A.M., Tursynkulov A.M., Dosmukhambetov T.M. Hemiptera (Hemiptera: Heteroptera) - pest and grain (barley, triticale, wheat) Baysyerke-Agro LLP // News of the National academy of sciences of the Republic of Kazakhstan. Series of agricultural sciences. 2019. Vol. 2, N 50. P. 21-30. ISSN 2224-526X (in Rus.). <https://doi.org/10.32014/2019.2224-526X.12>

[10] Esenbekova P.A., Temreshev I.I., Kenzhegaliev A.M., Tursynkulov A.M., Dosmukhambetov T.M. Bugs (Hemiptera: Heteroptera) - pests of alfalfa "Baysyerke-Agro" LLP // News of the National academy of sciences of the Republic of Kazakhstan. Series of agricultural sciences. 2019. 2(50). P. 55-65. ISSN 2224-526X (in Rus.). <https://doi.org/10.32014/2019.2224-526X.17>

[11] Kenzhegaliev A.M., Esenbekova P.A., Temreshev I.I., Sagitov A.O., Dosmukhambetov T.M. (2019). Hemiptera (Insecta, Heteroptera) on barley crops (*Hordeum spontaneum*) Baysyerke Agro LLP (pests and entomophages). Science, production, business: current state and ways of innovative development of the agricultural sector on the example of the Baisyerke Agro Agroholding // Collection of works of the international scientific and practical conference dedicated to the 70th anniversary of Honored Worker of the Republic of Kazakhstan Dosmukhambetov Temirkhan Mynaidarovich (4-5 April 2019, Almaty Kazakhstan) / Ed. ed. acad. B.T. Zhumagulov, A.O. Sagitov, N.M. Temirbekov. Vol. 1. Almaty, 2019. P. 307-311 (in Rus.).

[12] Govorov D.N., Zhivykh A.V., Schetinin P.B. (2018). Phytoexamination and pre-sowing seed treatment are the most important methods of grain cultivation technology // Protection and quarantine of plants. 8: 12-13 (in Rus.).

[13] Sagitov A.O., Dzhaymurzina A.A., Umyralieva Zh.Z., Kopzhasarov B.K. (2014). Protective and stimulating compositions for the treatment of vegetable seeds from fungal and bacterial infections // Mat. Reports of the 8th conference "Prospects for the use of new forms of fertilizers, means of protection and plant growth regulators in agricultural technologies" VGNU All-Russian Institute of Agricultural Chemistry. D.N. Pryanishnikov. Anapa, 2014. P. 251-254 (in Rus.).

[14] Kozhabaeva G.E., Sultanova N.Zh., Dzhaymurzina A.A., Temreshev I.I. (2018). Phytoexpertise and health improvement of seeds of forage crops // Materials of the International Scientific Conference "Formation and Development of Plant Protection and Quarantine Science in the Republic Kazakhstan" December 6, 2018. Almaty, 2018. P. 366-371 (in Rus.).

[15] Bekezhanova MM, Dzhaymurzina A.A., Sultanova N.Zh., Temreshev I.I., Kozhabaeva G.E. (2019). Жоңышқа тұқымунд микрофлорасы және оған қарсы қорғаныс-ынталандыру құрамданын тиімділігі. Science, production, business: current state and ways of innovative development of the agricultural sector on the example of the Baisyerke Agro Agroholding // Collection of works of the international scientific and practical conference dedicated to the 70th anniversary of Honored Worker of the Republic of Kazakhstan Dosmukhambetov Temirkhan Mynaidarovich (4-5 April 2019, Almaty Kazakhstan) // Ed. ed. acad. B.T. Zhumagulov, A.O. Sagitov, N.M. Temirbekov. Vol. 1. Almaty, 2019. P. 194-198 (in Kaz.).

[16] Ageenko A.V., Dzhaymurzina A.A. The dominant microflora of soybean seeds and the effectiveness of the protective-stimulating composition against it // News of the National academy of sciences of the Republic of Kazakhstan. Series of agricultural sciences. 2017. 6 (42): 198-207 (in Rus.).

[17] Dzhaymurzina A.A., Sagitov A.O., Eszhanov T.K., Umyralieva Z.Z. (2014). The method of determining the effectiveness of drugs against fungal and bacterial infections in the seeds. Innovative patent RK № 28979 (in Rus.).

[18] Dzhaymurzina A.A., Sagitov A.O., Eszhanov T.K., Umyralieva Zh.Z., Kopzhasarov B.K. (2015). The method of disinfecting seeds with protective-stimulating compounds. Innovative patent RK № 28978 (in Rus.).

[19] Dzhaymurzina A.A., Umyralieva Z.Z., Badaev E.A., Sagitov A.O. (2015). The effectiveness of the treatment of soybean seeds with a protective-stimulating compound materialdary. Almaty, 2015. P. 24-25 (in Rus.).

[20] Naumova N.A. (1970). Seed analysis for fungal and bacterial infection. L.: Kolos (in Rus.).

## **Publication Ethics and Publication Malpractice in the journals of the National Academy of Sciences of the Republic of Kazakhstan**

For information on Ethics in publishing and Ethical guidelines for journal publication see <http://www.elsevier.com/publishingethics> and <http://www.elsevier.com/journal-authors/ethics>.

Submission of an article to the National Academy of Sciences of the Republic of Kazakhstan implies that the described work has not been published previously (except in the form of an abstract or as part of a published lecture or academic thesis or as an electronic preprint, see <http://www.elsevier.com/postingpolicy>), that it is not under consideration for publication elsewhere, that its publication is approved by all authors and tacitly or explicitly by the responsible authorities where the work was carried out, and that, if accepted, it will not be published elsewhere in the same form, in English or in any other language, including electronically without the written consent of the copyright-holder. In particular, translations into English of papers already published in another language are not accepted.

No other forms of scientific misconduct are allowed, such as plagiarism, falsification, fraudulent data, incorrect interpretation of other works, incorrect citations, etc. The National Academy of Sciences of the Republic of Kazakhstan follows the Code of Conduct of the Committee on Publication Ethics (COPE), and follows the COPE Flowcharts for Resolving Cases of Suspected Misconduct ([http://publicationethics.org/files/u2/New\\_Code.pdf](http://publicationethics.org/files/u2/New_Code.pdf)). To verify originality, your article may be checked by the Cross Check originality detection service <http://www.elsevier.com/editors/plagdetect>.

The authors are obliged to participate in peer review process and be ready to provide corrections, clarifications, retractions and apologies when needed. All authors of a paper should have significantly contributed to the research.

The reviewers should provide objective judgments and should point out relevant published works which are not yet cited. Reviewed articles should be treated confidentially. The reviewers will be chosen in such a way that there is no conflict of interests with respect to the research, the authors and/or the research funders.

The editors have complete responsibility and authority to reject or accept a paper, and they will only accept a paper when reasonably certain. They will preserve anonymity of reviewers and promote publication of corrections, clarifications, retractions and apologies when needed. The acceptance of a paper automatically implies the copyright transfer to the National Academy of Sciences of the Republic of Kazakhstan.

The Editorial Board of the National Academy of Sciences of the Republic of Kazakhstan will monitor and safeguard publishing ethics.

Правила оформления статьи для публикации в журнале смотреть на сайте:

**www:nauka-nanrk.kz**

<http://agricultural.kz/index.php/en/>

Редактор *М. С. Ахметова, Т. М. Апендиев, Д. С. Аленов*  
Верстка на компьютере *Д. Н. Калкабековой*

Подписано в печать 11.06.2019.  
Формат 60x881/8. Бумага офсетная. Печать – ризограф.  
5,75 п.л. Тираж 300. Заказ 3.